

CELEBRATING ACHIEVEMENT

WALES

A toolkit to help you plan and
deliver a DofE presentation



**YOUTH
WITHOUT
LIMITS**

1. Building blocks for a successful presentation

Our team in Wales have been to and organised many presentations over the years, below are some suggested elements with approximate timings to include in your presentation.

How it works



Use the **suggested timings** in conjunction with the **Practical tips, Interactive audience participation ideas, Preparing your Speech** and the **DofE Slide deck** to make your presentation bespoke for your young people and guests. We've included an example programme to give you an idea of how it could run.

If you have a photographer include this at the end of the presentation, the time you allocate this activity will depend on whether you choose to do individual and / or group photographs. From experience a group photograph would take no more than 10 minutes.

You might want to include the following elements in your presentation, we have suggested some timings to help but you'll need to adapt your presentation to the number of young people receiving certificates and whether your event is in person or online.

As guests are taking their seats or logging in to your virtual presentation have the **DofE slide deck** playing in the background with images, quotes, facts.



1. Building blocks for a successful presentation Celebrating Achievement

What	Who	How	How long
<p>Welcome and introductions</p> <p>Settling everyone – any housekeeping and setting the scene</p>	DofE Manager / Young People Event hosts	Live or could be pre-recorded. Introduce any guest presenters, give a brief outline of how the event will run. Give time for latecomers to settle	5 mins
<p>Getting everyone engaged</p> <p>Kick off your evening with an interactive activity or an inspirational slideshow of your young people doing great things</p>	DofE Manager / Young People Event hosts	Choose from our suggested list or get young people to devise their own activity to get everyone geared up for a great event. If online, you could skip or substitute with a video montage of young people doing DofE activity (uplifting music)	3–5 mins
Celebrating success	Local Dignitary – someone important to your DofE Centre	A live or recorded congratulatory speech from your Headteacher, a Governor, LA representative, Charity Trustee it's up to you. Make sure you brief them well on the young people's achievements, so they know what to put in their speech	5–10 mins
	Celebrity presenter	Choose a congratulations video clip from the list in ' 6. Presenter video clips ' (recording)	Up to 1–2 mins
	DofE Wales	Congratulations from DofE Wales, ' 6. Presenter video clips ' (recording)	2 mins
<p>Link</p> <p>Introducing the next phase</p>	DofE Manager / Young People Event hosts	Remember to say thank you to any presenters that have been involved in the previous phase before introducing what's happening next	2 mins
Presentation of certificates	You choose – could be the dignitary who has just spoken or someone else important to your centre	<p>You could ask a different presenter to hand out certificates for each level, Gold, Silver and Bronze. This will depend on the number that you have to give out and the format – rehearse this with a few young people to get a feel for the time you will need.</p> <p>If yours is a virtual presentation you can call out the names of those who are achieving – maybe alongside a slide show of their photos to make it more personal</p>	Flexible

1. Building blocks for a successful presentation Celebrating Achievement

What	Who	How	How long
<p>Inspiration and impact</p> <p>Choose from the suggestions to lend a real sense of occasion to your event, reinforce the value of the DofE and raise the profile of what your young people have achieved</p>	<p>Participants / Young Leaders / Youth Ambassadors</p>	<p>Young people's chance to showcase their achievements and inspire progression or ongoing investment. Encourage the young people to talk about their whole DofE experience not just their expeditions, with a focus on the impact that taking part has had on them. They could include a slide show</p>	<p>10–15 mins</p>
	<p>An inspirational speaker</p>	<p>If you can get the support of a local celebrity or inspirational speaker, they can really lend a sense of occasion to your event. Build in some time for questions</p>	<p>15–20 mins</p>
	<p>DofE Wales Youth Ambassador</p>	<p>How DofE impacted me, where I am now – choose from Regional Youth Ambassador (RYA) list in '6. Presenter video clips' (recording)</p>	<p>2 mins</p>
<p>Closing the event</p>	<p>DofE Manager / Young People Event hosts</p>	<p>Vote of thanks / Closing remarks and what to do next</p>	<p>2–5 mins</p>
<p>Photography</p>		<p>Whole group photograph</p>	<p>Up to 10 mins</p>

Example programme

The document below is fully editable for you to adapt to suit your presentation.

DofE Presentation Evening

Programme

Welcome and introductions

Bingo – DofE style!

Our DofE adventure Slide show

Congratulations

Presentation of Certificates

Congratulations from our special guest

My DofE journey

Vote of thanks

Presentation closes

Group photograph will be taken at the end of the event



**YOUTH
WITHOUT
LIMITS**

2. Practical tips for organising your presentation

Here are some simple tips from us to take the hassle out of organising your presentation event.

Planning and preparing

- Create a small working group of staff, volunteers and young people – they can help with the planning, creative ideas and help manage the actual event.
- Involve your Young Leaders (if you have them) – they can use this towards their volunteering hours.
- Set the date early in the year so it's in the calendar, and make sure you have the hall / venue booked etc.
- Speak to your DofE Wales Operations Officer about running a 'mop up' eDofE session for completions to tie in with the presentation date (this should be at least a month before)
- Share your plan with your team / senior management and those involved early.
- If your centre is school based, send your invitations via Classcharts / Schoop or other school based apps, you could also add it to the Hwb.
- Promote your DofE presentation – remind your young people about it regularly.
- Consider presenting the Award levels in reverse order, Gold first as it encourages guests to stay to the end and provides some inspiration for Silver and Bronze participants to progress to the next level.
- Set a clear deadline for young people/parents/guests to confirm their attendance.
- Ask leaders or the young people to confirm the correct spelling/pronunciation of their names at least one week in advance of the presentation.
- Consider including DofE certificate presentation into another presentation event eg school awards evening, especially if calendar space is limited.
- Don't make the presentation too long or you will have a rush for the certificates at the end.
- Consider using DofE pop-up display banners to give your presentation an ID.
- If your centre is raising funds for a charity, consider a collection at the end of the ceremony.



**YOUTH
WITHOUT
LIMITS**



Smoothly does it

- Send out clear instructions to parents and guests about time, location, venue and practical arrangements like where to park, what time to be seated by, whether there are refreshments.
- Allocate jobs to your team so that they are clear about what they must do before and on the day.
- Seat the young people in order of the certificates, this makes getting them to the front a much smoother process.
- Make sure that all participants are present, tick them off your list as they arrive. If they're not present remove their certificate from the pile.
- Finding certificates will be easy if they're in alphabetical order.
- Print all the certificates for the year's achievers and have them to hand, so that if someone turns up without confirming their attendance you have the certificate ready.
- If you don't print all certificates, have a mobile printer and spare certificates, for those that turn up without confirming in advance.
- Allocate a member of your team / staff / Young Leader to get participants up (row by row) and ready in the wings to come up and collect certificate.
- Allocate a member of your team / staff / Young Leader to direct participants on to 'stage'.
- Allocate a member of your team / staff / Young Leader to direct participants back to their seats.
- Have IT support on hand to play recordings – test that all recordings work at least by the day before.
- As guests arrive have a small team of young people to show them to their seats.
- Section your seating – participants (receiving certificates) / parents / guests / VIP speakers.

A warm welcome

- Think about whether you will offer refreshments for your young people and their guests, consider how much this will cost and how you will cater for dietary requirements.
- Consider a separate reception for your VIPs before the event, giving them a chance to meet with and chat to some of your young people to find out more about the DofE.
- If you have capacity allocate a member of your team / staff to look after your VIPs.
- Make sure that you have reserved seating for your speakers and VIP guests.
- Consider having reserved parking for speakers and VIP guests.
- If your budget allows, you may want to consider a floral arrangement for the reception table or the stage area, this may convey a sense of occasion.

Special memories and moments

- Create a photo reel of images from the DofE cohort who are receiving their certificate (e.g. expedition photos) to make it feel extra personal.
- Involve the school photographer / member of your team / participant to take individual and / or group photos. Remember to build this into your programme timings.
- Have a few slides or photos from the expedition / other DofE activities that the group did rolling in the background during the presentation, try to include some 'funny' photos.
- Mention some stand out moments in your speech – see '**Tips for preparing your speech**'.

Keeping everyone entertained

- Try making the event interactive and use some of the ideas we've shared in '**Interactive audience participation ideas**'.
- Invite parents / carers and leaders to stand and ask the young people to clap for them to thank them for all the lifts, dealing with muddy, wet kit etc.
- If you have big numbers, spread out any speeches / presentations between batches of certificate presentations. This will help avoid 'applause fatigue' and make sure every young person gets the congratulations they deserve.
- Play the **DofE quotes and figures reel** while guests arrive.

Raising the profile

- Raise the profile of your DofE by sharing a press release with local media, including stories from the young people themselves of how the DofE has impacted them.
- Include a write up of the event in your school newsletter.
- You could also post from your centre's social media pages.
- Play the DofE quotes and figures reel while guests arrive.
- Raise the profile of your presentation event by inviting and welcoming external guests eg Lord Lieutenant / High Sheriff / Member of the Senedd / Member of Parliament / Local Councillors / Local Company / Regional Youth Ambassador.
- Make a 'shameless plug' for help – call on all Gold achievers and parents to offer their time to help and possibly become leaders or volunteers.

3. Interactive audience participation ideas

Make your presentation one to remember by adding an interactive element to it, below is a selection of some we've seen in action.

1 Stay standing if...

- You are aged between ----
- You have enrolled on a Bronze / Silver / Gold DofE
- You have completed – Skills / Physical / Volunteering / Expedition
- You completed your expedition on

Congratulations to everyone still on their feet, I think everyone seated should give you a round of applause.... Etc

2 Show of hands

- How many miles do you think the group covered collectively on their Expedition?
 - a)
 - b)
 - c)
- How many voluntary hours do you think the group gave to their community?
 - a)
 - b)
 - c)
- If we were to convert those hours into 'social value', what do you think that figure would be?
 - a) £
 - b) £
 - c) £

3 Bingo

Print off and use the bingo card (back page) and ask the audience if they can mark off an activity on each of the lines. If they can, they are already doing / done their DofE. Use this to spark interest in the younger audience and highlight to parents what they and or their family may already be doing to work towards their DofE.

Ask one of the young people (set up before the event) 'What would be the best piece of advice you would give to one of the younger pupils who may be thinking about signing up to do the DofE?'



**YOUTH
WITHOUT
LIMITS**

4 Post it notes

Pre event ask Award recipients to write down their favourite memory from each of the sections or what they enjoyed the most in each section. Ask them to stick the post-it notes onto a board in the presentation hall so that attendees can see. You could also use this information in your speech.

5 Hands up if...

Hands up if you think that these things would help get a job in future:

- Able to communicate with different people
- Able to work in a team
- Able to solve problems

6 Hall of fame

Create a 'Hall of Fame' display for guests to see on arrival – include a photo and a quote from each young person receiving their award.

7 Word cloud

Create a word cloud using a link – pupils and guests can click a link using an iPad (or phones if evening event allowed) and type in words to describe their DofE experience, which feeds into a live word cloud on the main screen. Here is an example of a free generator.

[Create Word Clouds for Free – Live and Interactive – Mentimeter](#)

4. Preparing your speech

Our purpose is simple, we help young people build life-long belief in themselves, supporting them to take on their own challenges, follow their passions, and discover talents they never knew they had. Because when you prove to yourself that you're ready for anything, nothing can hold you back.

Speech aim

A short speech to congratulate the young people on their achievements and thank the leaders / volunteers that helped them along the way.

What to include

- **Congratulate** the young people, this is their moment to celebrate and they are the central focus of the event.
- **What they have achieved** is particularly significant, they have had fun, faced challenges, have been creative and completed something worthwhile, they should be very proud of their achievements.
- In advance, collect **participants favourite moments** to share.
- In advance look at what **activities** the young people have done and **note any unusual ones** to share with the audience.
- Also speak to the **leaders / volunteers** for **memorable moments**.
- Reflect on **personal achievements** and experiences around facing challenges, developing resilience, skills and confidence and how important it is to grasp these opportunities available to us which will help build our future.
- **Thank** all those who have helped the young people, their families, their volunteers, leaders and centres who have supported them on their DofE journey and got them here today.
- Find out what amazing things your young people have **taken part** in for all of their sections (Skills, Physical, Volunteering, Expeditions, Residential) and share what they have achieved – get permission to share some photographs and make sure you reflect on the whole DofE experience not just the expedition.
- Don't forget to **share your event** on social media and include us at **@DofEWales**.

Share your event
on social media
@DofEWales



**YOUTH
WITHOUT
LIMITS**



DofE facts / figures you may wish to mention

In the UK, since 1956

Over **6.5million** young people started their DofE journey



Over **3 million** Awards have been achieved



144 nations across the world run the DofE



330,000 young people are actively doing the DofE in the UK



The young people will have collectively volunteered in their local communities (total hours of service) developed new skills, taken part in physical activities as well as completing an expedition. If you'd like some social value figures please speak to your Operations Officer.

Calculate:

- How many people have been helped by the group's volunteering activity? Does this equate to the population of a local village, town or county?

- How many hours have been committed to developing skills?
- How many hours of physical activity? Assuming moderate physical activity – how many calories have been burnt?
- How far the group travelled on their expedition. Where would that take them? ie from the school / centre to ... This tool may help you: [How Far Is It Between](http://freemaptools.com) (freemaptools.com)
- More local stats can be obtained from your Ops Officer

Inspirational quotes

Finish your speech with an inspirational quote, here are some that the young people may relate to.

Mind what you have learned. Save you it can.
Yoda, Star Wars

You are the master of your destiny: No one and nothing can come in between you and your destiny except you. Take destiny by the horns and have fun.

Kung Fu Panda

Don't fear failure, fear not having the chance.
Cruz Ramirez, Cars 3

Your real strength comes from being the best you can be. Who are you? What are you good at? What makes you, you?

Po, Kung Fu Panda

4. Preparing your speech **Celebrating Achievement**

Every adventure requires a first step.

Alice, *Alice in Wonderland*

It is not our abilities that show what we truly are...
it is our choices.

**Dumbledore,
*Harry Potter and the Chamber of Secrets***

Venture outside your comfort zone. The rewards
are worth it.

Rapunzel, *Tangled*

There is no secret ingredient, it is just you.

Po, *Kung Fu Panda*

If you only do what you can do, you will never be
more than who you are.

Master Shifu, *Kung Fu Panda*

You're braver than you believe, stronger than you
seem, and smarter than you think.

Christopher Robin, *Winnie the Pooh*

All your dreams can come true if you have the
courage to pursue them.

Walt Disney

It always seems impossible until it's done.

Nelson Mandela

Some people want it to happen, some people
wish it would happen, others make it happen.

Michael Jordan

We cannot always build the future for our youth,
but we can build our youth for the future.

Franklin D. Roosevelt

Start by doing what's necessary, then do what's
possible and suddenly you are doing the
impossible.

St Francis of Assisi

Believe you can and you're halfway there.

Theodore Roosevelt

Nothing is impossible, the word itself says 'I'm
possible'!

Audrey Hepburn

Do or do not. There is no try.

Yoda, *Star Wars*

We are who we choose to be.

Green Goblin, *Spider Man*

The difference between winning and losing is
most often not quitting.

Walt Disney

5. Top tips on recording and delivering a virtual presentation

You may want to consider a virtual presentation for your centre, here are some tips on recording your clips.

Filming

- 1 If you are using a mobile phone make sure in the camera settings it's set to at least HD (1280x720) or higher.
- 2 Make sure you are in an area that isn't too noisy before you record, for example: Is there a radio or TV on that you could turn the sound off for now?
- 3 Are you near to builders working outside? Can you move away?
- 4 Are there people nearby talking that you can move away from or ask to be quiet whilst you record?
- 5 Hold your phone landscape / horizontal and not portrait / vertical.
- 6 If you have a phone stand / tripod use it to avoid any wavering.
- 7 Either film on selfie mode or ask a friend / family member to film you.
- 8 Wait at least 1 or 2 seconds after you've hit record so that you don't cut the start off your recording.
- 9 Wait at least 1 or 2 seconds after you've hit stop so that you don't cut the end off your recording.
- 10 Look at the camera lens directly rather than at the screen (so that when it's watched it, it feels like you're looking directly at the audience).
- 11 Remember to speak with clarity, you may need to slow down and possibly shorten your sentences.
- 12 Listen back to the recording to check for any noise and light issues.
- 13 If you're answering a question, try to make sure your answer is a complete sentence and makes sense without having to hear the question. Eg. For my skill I learnt to DJ which was so much fun as it was new to me and it enabled me to use my musical skills in a different way.
- 14 Check the pronunciation of names and practice before you start filming.
- 15 Ask the leaders for any interesting or funny bits of information about the young people you are presenting and include these when you read out their name.



**YOUTH
WITHOUT
LIMITS**

Visual tips

1

Avoid sitting in front of a big light source like a window as you will be silhouetted like below.




2

Avoid positioning yourself with something looking like it's coming out of your head!



3

It's nice to position yourself central and look directly at the camera so that it feels like you're looking at the audience.












Planning

- 1 Pick your programme from **Presentation building blocks** examples.
- 2 Identify who you need to ask to record clips from your DofE team and share with them the filming tips above.
- 3 Choose your presenter from the **Presenter video clips** list.
- 4 Decide whether you'd like any input from **DofE Wales** and select the clips.
- 5 Create a montage of images or video clips of the young people doing DofE activities.
- 6 Pull your recordings together early (1 / 2 weeks before the event) to allow your IT Team to combine the clips into one.
- 7 Share the virtual presentation date and link information with the young people, parents and guests early.
- 8 Send the official Email invitation and link to the presentation at least a week before the event.
- 9 Send a reminder and link to the presentation on the day.

6. Presenter video clips

We have put together some congratulatory video clips from Welsh celebrity supporters of the DofE, and some members of the team that you may recognise. Why not use one of these clips at your presentation to elevate the achievement of the young people and help make it a memorable occasion.

If you'd like to use any of these clips in your presentation, please email wales@dofe.org with your request and we'll arrange to transfer the clip across to you. Here is an overview of the clips we have available, full biographies are below.

Presenter	Name	Overview	Language	Clip length (mins)
	Alun Wyn Jones OBE	Professional Rugby Player, Ospreys	Welsh / English	00:40 (W) 00:40 (E)
	Andrea Byrne	Television Presenter and Journalist ITV Wales News	English	01:20
	Eleri Sion	Broadcaster and Presenter BBC Radio Wales / Radio Cymru	Welsh / English	01:50 (W) 01:41 (E)
	George North	Professional Rugby Player Wales, Ospreys	English	01:10
	Jennifer Jones	News presenter and Journalist BBC Wales	Welsh / English	01:31 (W) 01:24 (E)
	Lucy Owen	News presenter and Journalist BBC Wales	English	01:26
	Nicole Cooke MBE	Olympic Gold Medalist Cycling	English	01:36
	Sian Lloyd	Television Presenter and Journalist	English	01:10
	Tori James	Adventurer and Speaker	English	02:00



**YOUTH
WITHOUT
LIMITS**



The Duke of Edinburgh's Award is a Registered Charity No: 1072490, and in Scotland No: SC038254, and a Royal Charter Corporation No: RC000806. Registered Office: Gulliver House, Madeira Walk, Windsor, SL4 1EU

6. Presenter video clips Celebrating Achievement

Name	Overview	Language	Clip	Clip length (mins)
Stephanie Price DofE Director – Wales	Steph leads the Wales team and is responsible for the strategic development of the DofE in Wales. Steph is a member of the UK Senior Leadership team and actively contributes to national strategy.	English	Congratulations	01:21
			Next Steps	01:15
Jessica Rumble Operations Officer	Jess covers Cardiff, Rhondda Cynon Taff and the Further Education colleges	Welsh / English	Congratulations	01:01 (W) 01:00 (E)
			Next Steps	01:15 (W) 01:21 (E)
Katrina Long Operations Officer	Kat covers Conwy, Denbighshire, Flintshire, Gwynedd, Anglesey, Wrexham and North Powys	English	Congratulations	01:21
Mel Johnson Operations Officer	Mel covers Blaenau Gwent, Caerphilly, Merthyr Tydfil, Monmouthshire, Newport, and Torfaen	English	Congratulations	02:01
			Next Steps	01:31
Ian Gwilym Senior Relationships Manager	Ian manages relationships with a wide range of supporters across Wales to help more young people to have opportunities to take part in the DofE programme.	Welsh / English	Congratulations	02:11
Amy Martin DofE Cymru Youth Ambassador	Amy is a Bronze, Silver and Gold Award holder who completed her DofE through Breconshire Award Group CIC. She has gone on to be a Young Leader and DofE Cymru Youth Ambassador and credits the DofE with helping her discover her love of caring, which led to her current job as an A&E Nurse in a busy hospital in Southampton.	English		01:40
Paddy Gallagher DofE Cymru Youth Ambassador	Paddy is a Bronze, Silver and Gold Award holder and has gone on to be a Young Leader as well as a DofE Cymru Youth Ambassador. Originally from Pembrokeshire, he was heavily involved in supporting the NHS during the Coronavirus pandemic, as well as being a retained firefighter helping out his local community. He now works full time as an emergency call handler for the North West Ambulance service.	English		01:31

Biographies

ALUN WYN JONES OBE

Alun Wyn Jones is a professional rugby union player who plays for the Ospreys, he recently retired from the Wales national team. He is currently the world's most capped rugby player, with 158 caps for Wales, he also holds the record for the most Wales caps and the most Wales caps as a captain. He's one of just seven Wales players to have won three Grand Slams. He's also represented the British & Irish Lions (12 caps), one of only four players to have been selected to play on four Lions Tours. He is also a DofE Gold Award holder.

ANDREA BYRNE

Andrea is well known for presenting ITV Cymru Wales' 'Wales at Six' and is a regular face on the ITV news. Andrea joined ITV in 2004, broadcasting to the Meridian region, and then moved to ITV Cymru Wales in 2008. Her first feature series with special access to Chinook helicopter crews leaving for Afghanistan was nominated for an RTS award. Andrea writes a monthly column for Cardiff Life, as well as regular features for other publications. She is also working on her first book. In her spare time, Andrea writes, reads, runs and is a keen yoga and stand-up paddle-boarder! She has competed in the New York marathon and several half marathons. Andrea is a Patron for Kidney Wales and she also supports Tomorrow's Generation – a dyslexia charity and Macmillan Cymru. She is a DofE Gold Award holder.

ELERI SION

Eleri was born and raised in Aberaeron, after training and working as a singer and part-time presenter of children's television programmes, Eleri started reading Welsh at Cardiff University. After graduation she worked as a television producer with production company Apollo, on programmes such as Noc Noc, Cân i Gymru (Song for Wales) and Dudley. Over the years Eleri has presented numerous sport and non-sport programmes such as Wawffactor, Heno, Eisteddfod yr Urdd coverage and Y Briodas Fawr, to name but a few. You can listen to Eleri on BBC Radio Wales The Late Show.

GEORGE NORTH

George North is a professional rugby union player who plays for the Ospreys and the Wales national team. He has also represented the British & Irish Lions and currently has the most tries in international rugby for an active player. George is the second highest all time try scorer for Wales behind Shane Williams. Aged 18 years, 214 days, he became the youngest player ever to score a try in his debut for Wales. He was named in the British Lions Squad in 2013 on their tour of Australia. George is a fluent Welsh speaker. He is a DofE Gold Award holder.

JENNIFER JONES

News anchor, Jennifer Jones, presents BBC Wales' flagship evening news programme, Wales Today. A Welsh speaker, she has also presented Newyddion Naw on S4C and recently narrated BBC Wales' police documentary series, 'The Crash Detectives.' She has also presented BBC Radio Wales' drive-time news programme and Good Evening Wales. A familiar face on BBC One Wales, Jen has hosted events for CBI Wales and Bafta Cymru. She has presented Duke of Edinburgh Gold Awards at St James' Palace and Buckingham Palace – giving motivational speeches to young people from Wales. An Oxford graduate, Jen trained as an actor at the Royal Welsh College of Music and Drama. After a decade working as a TV, theatre and radio actor, she began her journalistic career at BBC Radio Cymru in 2009.

LUCY OWEN

Lucy began her broadcasting career at BBC Radio Wales as a researcher, later progressing to a reporting and co-presenting role for a features programme. She joined HTV Wales in 1995 as a newsreader for regional opt-outs during GMTV, and between 1996 and 2007, she co-presented Wales Tonight, the regional news programme on ITV Wales. Lucy signed off from her last edition of Wales Tonight in 2007 and shortly joined BBC Wales evening news programme BBC Wales Today. Since 2016, she has co-hosted the BBC consumer show X-Ray.

6. Presenter video clips Celebrating Achievement

NICOLE COOKE MBE

Nicole Cooke is a retired (2013) British professional racing cyclist who made history in 2008 becoming the first rider to win both the Olympic and World Championship Road Race in the same year. Nicole became known as a fierce competitor and great all-rounder, triumphing in the one day Classics as well as Grand Tours. Growing up in Wick, south Wales, Nicole started racing at 11 and was soon competing in all disciplines, from mountain biking to track, hill climbs to cyclo-cross, to take advantage of all racing opportunities as races were few and far between. With dreams to one day ride the Tour de France, Nicole was already training with determination, fitting in as many hills as possible to any training ride, including the daily cycle to school, and seeking to learn the tactic elements of road racing by racing in Holland once a year to compete in youth category stage races.

SIAN LLOYD

Sian Lloyd is a national TV presenter, a well known journalist and broadcaster. Sian has presented Breakfast (BBC One), The news slot on Andrew Marr and is a correspondent for BBC network news. Sian also works across other genres and has co-presented Crimewatch Roadshow (BBC One) fronting live shows from police forces across the country. Sian regularly presents documentaries for BBC Wales and network programmes including Panorama.

Sian began her TV and Radio career in Wales presenting BBC Wales Today and the drive-time radio programme Good Evening Wales on BBC Radio Wales. Sian still regularly works in radio, for Radio 4's Today and PM programmes. Sian grew up in Wrexham and speaks Welsh. Before becoming a journalist Sian trained as a solicitor working in London and Hong Kong.

TORI JAMES

In May 2005 Tori became part of the The Pink Lady PoleCats the first ever all-female team to complete The Polar Challenge, a grueling 360 mile race to the Magnetic North Pole. Not only did The Pink Lady PoleCats finish the race in 6th position out of 16 teams, beating all-male teams along the way, but they also raced through polar bear territory, across constantly shifting sea ice and battled against temperatures of -40°C. Two years later, on 24 May 2007, Tori climbed to the summit of Mount Everest (8,850 metres / 29,035 feet).

In doing so, she became the youngest British woman (at that time) and the first ever Welsh woman to reach the summit. In January 2010, Tori took to two wheels and cycled the length of New Zealand, a total of 2400 km, unsupported from north to south. Tori currently lives and works in Cardiff. In her spare time she is a co-founder of the group Cardiff Explorers which launched in 2010. She is the Honorary Patron for the Search & Rescue Dog Association (South Wales), an ambassador for the Duke of Edinburgh's Award, a supporter of British Exploring and an ambassador for Girlguiding UK. She is a DofE Gold Award holder.

7. Social Media Guidelines

Social media is a great option for promoting DofE in your centre, and what better way to do this than through celebrating the achievements of your young people gaining their Awards!

Examples

Below are some example posts for how you could promote and share your event for celebrating the achievement of your young people.

1

We would like to congratulate all the Year 10 students who have achieved their Silver Award this week – join us for a celebration evening tonight, with congratulatory messages from some VERY special guests!

2

Congratulations to this year's Bronze cohort who have just completed their #DofE Award – 6 months of hard work and perseverance has paid off! We look forward to celebrating with you in person at today's event, keep an eye out for some familiar faces who will join us virtually!

3

Last night we celebrated all of the fantastic young people who achieved their (Bronze, Silver or Gold) DofE Awards. We even had special pre-recorded appearances from record-breaking adventurer @ToriJames and Wales Youth Ambassador Amy. Well done everyone – next stop, the Palace!





**YOUTH
WITHOUT
LIMITS**



DofE.org

The Duke of Edinburgh's Award is a Registered Charity No: 1072490, and in Scotland No: SC038254, and a Royal Charter Corporation No: RC000806. Registered Office: Gulliver House, Madeira Walk, Windsor, SL4 1EU

Social Media handles

Presenter	Twitter 	Instagram 
Alun Wyn Jones OBE	@AlunWynJones	@alun.wyn.jones
Andrea Byrne	@AndreaByrneTV	@andreabyrnetv
Eleri Siôn	@EleriSion	@elerision1
George North	@George_North	@george_north
Jennifer Jones	@JenVaughanJones	n/a
Lucy Owen	@lucyowenwales	@lucyowenwales
Nicole Cooke MBE	@NicoleCooke2012	n/a
Siân Lloyd	@SianWeather	@sianlloydweather
Tori James	@torijtweets	@torijameseverest
DofE Wales	@DofEWales	@dofewales

Hashtags

#DofE


#DofEWales

#CyflawniDofE

Safeguarding

It is your responsibility to have the appropriate permissions to share images and quotes from young people in your centre, and parents or carers for those under 18 years old.

The DofE does not take responsibility for the content posted by individual authors on social media platforms in response to the 'Celebrating Achievement' resources.



8. Press release example

For immediate release

Young people in [location] celebrate [Bronze / Silver / Gold] success

- [Number] young people have achieved their [Bronze / Silver / Gold] Duke of Edinburgh's Award in [location].
- The group's achievements were celebrated during an event at [location].

Young people in [location] have celebrated this week as they achieved their [Bronze / Silver / Gold] DofE Awards after [timescale eg six months] of dedication and perseverance. The group consisted of [number] young people aged [number range eg 14–16], who completed different activities to gain their Award, including volunteering in their local community, taking part in physical exercise, and learning a new skill. The group also took part in a [duration and mode of transport] expedition in [location], giving them a chance to develop new skills such as navigation, campcraft and teamwork.

During the celebration evening, the group were congratulated by [insert names of presenters used] in [a / series] of pre-recorded videos. All spoke highly of the long-lasting impact of the DofE, and gave a reminder to thank all the staff and volunteers who support the DofE Award.

[Name], the [DofE Leader / Manager / Volunteer] said "[insert quote]".

[(Optional) "Quote from young person"]

Image attached. (Image: Young people (L-R) [insert names])

ENDS

For further information, interviews or photographs, please contact [DofE Manager name] or email [contact details]



**YOUTH
WITHOUT
LIMITS**



The Duke of Edinburgh's Award is a Registered Charity No: 1072490, and in Scotland No: SC038254, and a Royal Charter Corporation No: RC000806. Registered Office: Gulliver House, Madeira Walk, Windsor, SL4 1EU

8. Practical tips for organising your presentation Celebrating Achievement

About the DofE

Every year, The Duke of Edinburgh's Award (DofE) inspires hundreds of thousands of young people – from all walks of life – to develop skills, resilience and self-belief. We help them take on their own challenges, follow their passions, make a difference and discover talents they never knew they had. Since 1956, 6.7 million young people have done their DofE.

Last year alone, 9,476 young people in Wales started their DofE Award (2021/22) and gave 49,842 hours of volunteering through their DofE, with a value of £230,270. At this current time, 12,883 young people across Wales are currently working towards a DofE Award, supported by 1,323 amazing volunteers.

Anyone aged 14-25 can complete a series of activities which lead to a Bronze, Silver or Gold DofE Award. Each young person builds their own DofE programme – picking their own activities and choosing which cause to volunteer for. The DofE is run in schools, youth clubs, hospitals, fostering agencies, prisons, sports clubs and more, all over the UK.

We want every young person to feel ready to do anything, achieve anything and overcome anything life throws their way. That's why, over the next five years, we're aiming to reach one million more young people by providing targeted help to those who face additional barriers or need specialist support to do their DofE. Find out more at [DofE.org](https://www.dofe.org).

9. Bingo

B	I	N	G	O
 Been on an expedition	 Is a First Aider	 Practices Yoga	 Can bake a cake	 Taken part in a week long Gaelic or Welsh language and culture course
 Can read a map	 Volunteer(s/ed) in the community	 Plays a team sport	 Can knit an item of clothing	 Has done some voluntary teaching overseas
 Can cook a meal on a camping stove	 Has helped someone in need	 Exercises at least once a week	 Can write computer code	 Made a new friend doing DofE
 Can use a compass	 Has volunteered with animals	 Can run 400 metres	 Can play a musical instrument	 Has been on a sail boat voyage
 Can put up a tent	 Raised money for charity	 Can ride a bike	 Can create a video	 Wants to do the next Level
 Knows what a Trangia is	 Will continue to volunteer	 Can skateboard	 Can drive a car	 Was completely out of their comfort zone and survived



**YOUTH
WITHOUT
LIMITS**



The Duke of Edinburgh's Award is a Registered Charity No: 1072490, and in Scotland No: SC038254, and a Royal Charter Corporation No: RC000806. Registered Office: Gulliver House, Madeira Walk, Windsor, SL4 1EU